

## Description:

24 AWG Bonded-Pairs stranded (7x32) bare copper conductors, polyolefin insulation, inner and outer PVC jackets. Sequential marking at two foot intervals.

## Usage (Overall)

**Suitable Applications:** Field Deployable Cat 5e Patch, CobraNet, eSnake, Ethersound, Digital Audio over Ethernet

## Physical Characteristics (Overall)

### Conductor

**AWG:**

# Pairs	AWG	Stranding	Conductor Material	Dia. (in.)
4	24	7x32	BC - Bare Copper	.022

### Insulation

**Insulation Material:**

Insulation Material	Wall Thickness (in.)	Dia. (in.)
PO - Polyolefin	.0085	.041

### Inner Jacket

**Inner Jacket Material:**

Inner Jacket Material	Nom Wall (in.)	Nom. Dia. (in.)
PVC - Polyvinyl Chloride	.0215	.238

### Outer Shield

**Outer Shield Material:**

Outer Shield Material
Unshielded

### Outer Jacket

**Outer Jacket Material:**

Outer Jacket Material	Nom. Wall Thickness (in.)
PVC - Polyvinyl Chloride	.0285

## Overall Cabling

**Overall Nominal Diameter:** 0.295 in.

## Pair

**Pair Color Code Chart:**

Number	Color
1	White/Blue Stripe & Blue
2	White/Orange Stripe & Orange
3	White/Green Stripe & Green
4	White/Brown Stripe & Brown

## Mechanical Characteristics (Overall)

**Operating Temperature Range:** -20°C To +60°C

**Bulk Cable Weight:** 39 lbs/1000 ft.

**Max. Recommended Pulling Tension:** 44 lbs.

## 1305A Multi-Conductor - UpJacketed CatSnake®

Min. Bend Radius (Install)/Minor Axis: 3 in.

### Applicable Specifications and Agency Compliance (Overall)

#### Applicable Standards & Environmental Programs

Other Standards:	11801 Category 5e Patch
EU Directive 2000/53/EC (ELV):	Yes
EU Directive 2002/95/EC (RoHS):	Yes
EU RoHS Compliance Date (mm/dd/yyyy):	02/20/2006
EU Directive 2002/96/EC (WEEE):	Yes
EU Directive 2003/11/EC (BFR):	Yes
CA Prop 65 (CJ for Wire & Cable):	Yes
MII Order #39 (China RoHS):	Yes
Telecommunications Standards:	568-B.2 Category 5e Patch
Other Specification:	NEMA WC-63.1 Category 5, ICEA 661, Category 5e Patch, TIA/EI-568-B.2, Category 5e

#### Suitability

Suitability - Indoor:	Yes
Suitability - Outdoor:	Yes

#### Plenum/Non-Plenum

Plenum (Y/N):	No
---------------	----

### Electrical Characteristics (Overall)

#### Nom. Mutual Capacitance:

Capacitance (pF/ft)  
15

#### Nominal Velocity of Propagation:

VP (%)  
70

Maximum Capacitance Unbalance (pF/100 m): 66

#### Maximum Delay:

Delay (ns/100 m)  
510

#### Max. Delay Skew:

Delay Skew (ns/100 m)  
25

#### Maximum Conductor DC Resistance:

DCR @ 20°C (Ohm/100 m)  
9

#### Max. Operating Voltage - UL:

Voltage  
300 V RMS

#### Maximum DCR Unbalanced:

DCR Unbalance @ 20°C (%)  
3

### Electrical Characteristics-Premise (Overall)

#### Premise Cable Electrical Table 1:

Freq. (MHz)	Max. Attenuation (dB/100 m)	Min. NEXT (dB)	Min. PSNEXT (dB)	Min. PSACR (dB)	Min RL (dB)
1	2.4	65.3	65.3	62.9	20.0
4	4.8	56.3	56.3	51.5	23.0

## 1305A Multi-Conductor - UpJacketed CatSnake®

8	6.8	51.8	51.8	45.0	24.5
10	7.7	50.3	50.3	42.6	25.0
16	9.7	47.3	47.3	37.5	25.0
20	11.0	45.8	45.8	34.8	25.0
25	12.4	44.3	44.3	31.9	24.3
31.25	13.9	42.9	42.9	29.0	23.6
62.5	20.2	38.4	38.4	18.3	21.5
100	26.0	35.3	35.3	9.2	20.1
155	33.2	32.5	32.5	0	19.0
200	38.4	30.8	30.8		19.0
250	43.7	29.3	29.3		18.0
300	48.6	28.2	28.2		18.0
310	49.5	27.9	27.9		18.0
350	53.2	27.2	27.2		17.0

Premise Cable Electrical Table 2:

Freq. (MHz)	Input (Unfitted) Imp. (Ohms)	Fitted Impedance	Min. ELFEXT (dB)	Min. PSELFEXT (dB)
1	100 ± 12	105 ± 10	63.8	60.8
4	100 ± 12	100 ± 10	51.7	48.7
8	100 ± 12	100 ± 10	45.7	42.7
10	100 ± 12	100 ± 10	43.8	40.8
16	100 ± 12	100 ± 10	39.7	36.7
20	100 ± 12	100 ± 10	37.7	34.7
25	100 ± 15	100 ± 10	35.8	32.8
31.25	100 ± 15	100 ± 10	33.9	30.9
62.5	100 ± 15	100 ± 10	27.8	24.8
100	100 ± 18	100 ± 10	23.8	20.8
155	100 ± 18	100 ± 10	19.9	16.9
200	100 ± 20	100 ± 10	17.7	14.7
250	100 ± 20	100 ± 10	15.8	12.8
300	100 ± 20	100 ± 10	14.2	11.2
310	100 ± 20	100 ± 10	13.9	10.9
350	100 ± 22	100 ± 10	12.9	9.9

### Notes (Overall)

**Notes:** US Patents 5, 606, 151; 5, 734, 126; 5, 763, 823. EtherNet/IP is a trademark of ControlNet Internation, Ltd. under license by Open DeviceNet Vendor Association, Inc. Operating temperatures are subject to length de-rating.

### Put Ups and Colors:

Item #	Putup	Ship Weight	Color	Notes	Item Desc
1305A B591000	1,000 FT	42.000 LB	BLACK, MATTE		ENGINEERING HOLD
1305A B59500	500 FT	23.000 LB	BLACK, MATTE		4 PR #24 PP FRPVC PVC

# RJ-45 Cables for Audio and Video Applications

4-Pair ScTP Cat 5e Indoor/Outdoor for Wireless LAN and

High-Flex and Rugged Cat 5e Patch Cable

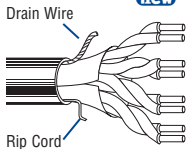


Description	Part No.	UL NEC/ C(UL) CEC Type	No. of Pairs	Standard Lengths		Standard Unit Wt.		Insulation Thickness		Nominal OD		Max. DCR (Ω/100m)	Max. DCR Unbal. (%)	Max. Cap. Unbal. (pF/100m)	Freq. (MHz)	Max. Atten. (dB/100m)	Min. PSUM NEXT (dB)	Min. PSUM ACR (dB/100m)	Min. PSUM ELFEXT (dB/100m)	Input Imped. (Ω)	Min. RL (dB)
				Ft.	m	Lbs.	kg	Inch	mm	Inch	mm										

**Wireless LAN • 24 AWG** Solid BC Conductors • Twisted Pairs • Overall Beldfoil Shield (100% Coverage) • Stranded TC Drain Wire

**Non-Plenum • Polyolefin Insulation** (Color Code: See Chart Below) • **Oil- and Sun-Resistant Black PVC Jacket**

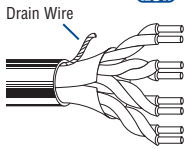
300V RMS	<b>1300A</b> <small>new</small>	NEC: CMR, CMX CEC: CMG FT4	4	500 1000	152.4 304.8	18.5 34.0	8.4 15.4	.010 .25	.265 6.73	9.3	3.0	330	1 4 8 10 16 20 25 31.25 62.5 100	2.0 4.1 5.8 6.5 8.2 9.3 10.4 11.7 17.0 22.0	62.3 53.3 48.8 47.3 44.3 42.8 41.3 39.9 35.4 32.3	60.0 49.0 43.0 41.0 36.0 33.5 30.9 28.0 19.0 11.0	60.8 48.7 42.7 40.8 36.7 34.7 32.8 30.9 24.8 20.8	100±15 100±15 100±15 100±15 100±15 100±15 100±15 100±15 100±15 100±15	20.0 23.0 24.5 25.0 25.0 25.0 24.3 23.6 21.5 20.1
----------	------------------------------------	-------------------------------	---	-------------	----------------	--------------	-------------	-------------	--------------	-----	-----	-----	---	--	--	--	--	--	--



Shield bonded to jacket. Jacket sequentially marked at 2 ft. intervals.

**Non-Plenum • Polypropylene Insulation** (Color Code: See Chart Below) • **Black Low-Smoke, Zero-Halogen Jacket**

300V RMS	<b>1300SB</b> <small>new</small>	NEC: CMG-LS CEC: CMG-LS FT4 Limited Smoke	4	1000	304.8	35.0	15.9	.010 .25	.260 6.60	9.3	3.0	330	1 4 8 10 16 20 25 31.25 62.5 100	2.0 4.1 5.8 6.5 8.2 9.3 10.4 11.7 17.0 22.0	62.3 53.3 48.8 47.3 44.3 42.8 41.3 39.9 35.4 32.3	60.3 49.2 43.0 40.8 36.1 33.5 30.9 28.2 18.4 10.3	60.8 48.7 42.7 40.8 36.7 34.7 32.8 30.9 24.8 20.8	100±15 100±15 100±15 100±15 100±15 100±15 100±15 100±15 100±15 100±15	20.0 23.0 24.5 25.0 25.0 25.0 24.3 23.6 21.5 20.1
----------	-------------------------------------	---	---	------	-------	------	------	-------------	--------------	-----	-----	-----	---	--	--	--	--	--	--

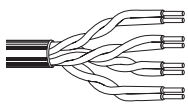


LSZH and ABS Type Approved  
Jacket sequentially marked at 2 ft. intervals.

**Hi-Flex Patch • 24 AWG Bonded Pairs** Stranded (7x32) Bare Copper Conductors

**Non-Plenum • Polyolefin Insulation** (Color Code: See Chart Below) • **Black Industrial-Grade PVC Jacket**

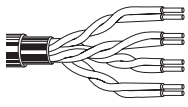
300V RMS	<b>1304A</b> <small>new</small>		4	500 1000	152.4 304.8	14.5 28.0	6.6 12.7	.009 .22	.245 6.22	9.0	3.0	66	1 4 8 10 16 20 25 31.25 62.5 100 300 350	2.4 4.8 6.8 7.7 9.7 11.0 12.4 13.9 20.2 26.0 48.6 53.2	65.3 56.3 51.8 50.3 47.3 45.8 44.3 42.9 38.4 35.3 28.2 27.2	62.9 51.5 45.0 42.6 37.5 34.8 31.9 29.0 18.3 9.2 — 9.9	60.8 48.7 42.7 40.8 36.7 34.7 32.8 30.9 24.8 20.8 11.2 9.9	100±12 100±12 100±12 100±12 100±12 100±12 100±15 100±15 100±15 100±18 100±20 100±22	20.0 23.0 24.5 25.0 25.0 25.0 24.3 23.6 21.5 20.1 18.0 17.0
----------	------------------------------------	--	---	-------------	----------------	--------------	-------------	-------------	--------------	-----	-----	----	---	---	--	---	---	--	--



Jacket sequentially marked at 2 ft. intervals.

**Non-Plenum • Polyolefin Insulation** (Color Code: See Chart Below) • **PVC Inner Jacket • Matte Black PVC Outer Jacket**

300V RMS	<b>1305A</b> <small>new</small>		4	500 1000	152.4 304.8	23.0 42.0	10.4 19.1	.009 .22	.295 7.49	9.0	3.0	66	1 4 8 10 16 20 25 31.25 62.5 100 300 350	2.4 4.8 6.8 7.7 9.7 11.0 12.4 13.9 20.2 26.0 48.6 53.2	65.3 56.3 51.8 50.3 47.3 45.8 44.3 42.9 38.4 35.3 28.2 27.2	62.9 51.5 45.0 42.6 37.5 34.8 31.9 29.0 18.3 9.2 — 9.9	60.8 48.7 42.7 40.8 36.7 34.7 32.8 30.9 24.8 20.8 11.2 9.9	100±12 100±12 100±12 100±12 100±12 100±12 100±15 100±15 100±15 100±18 100±20 100±22	20.0 23.0 24.5 25.0 25.0 25.0 24.3 23.6 21.5 20.1 18.0 17.0
----------	------------------------------------	--	---	-------------	----------------	--------------	--------------	-------------	--------------	-----	-----	----	---	---	--	---	---	--	--



Jacket sequentially marked at 2 ft. intervals.

ACR = Attenuation Crosstalk Ratio • BC = Bare Copper • DCR = DC Resistance • ELFEXT = Equal Level Far-end Crosstalk • FEP = Fluorinated Ethylene Propylene • NEXT = Near-end Crosstalk • PSUM = Power Sum • RL = Return Loss • TC = Tinned Copper • UTP = Unshielded Twisted Pair(s)

Teflon is a DuPont trademark.

**Color Codes**

Pair No.	Color Combination
1	White/Blue Stripe & Blue
2	White/Orange Stripe & Orange
3	White/Green Stripe & Green
4	White/Brown Stripe & Brown

